




# TM900 High Power. Power at first sight.



# TM900 High Power. Power at first sight.

**TM900 High Power. The agricultural radial tyre that has nothing to fear.**

Co-designed with the main agricultural machine manufacturers, the TM900 High Power equips tractors from 250 to 400 hp at speeds of up to 65 km/h\*. The TM900 High Power offers great traction, excellent self-cleaning capability, premium comfort and handling, minimum soil compaction and low fuel consumption.

(\*). Where authorized by legislation in force in the country.



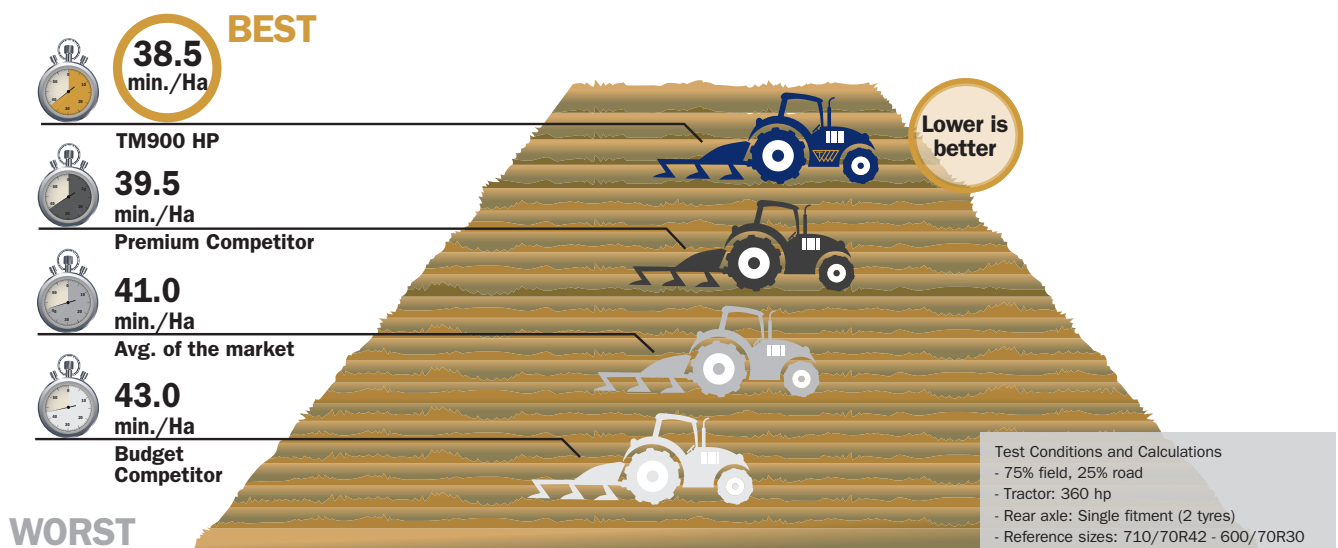
Printed on  
recycled paper

# Increased productivity, great savings in the field

Thanks to its advanced design and innovative features, the TM900 High Power ensures excellent traction capacity in the field, consistently reducing slippage on any kind of soil.

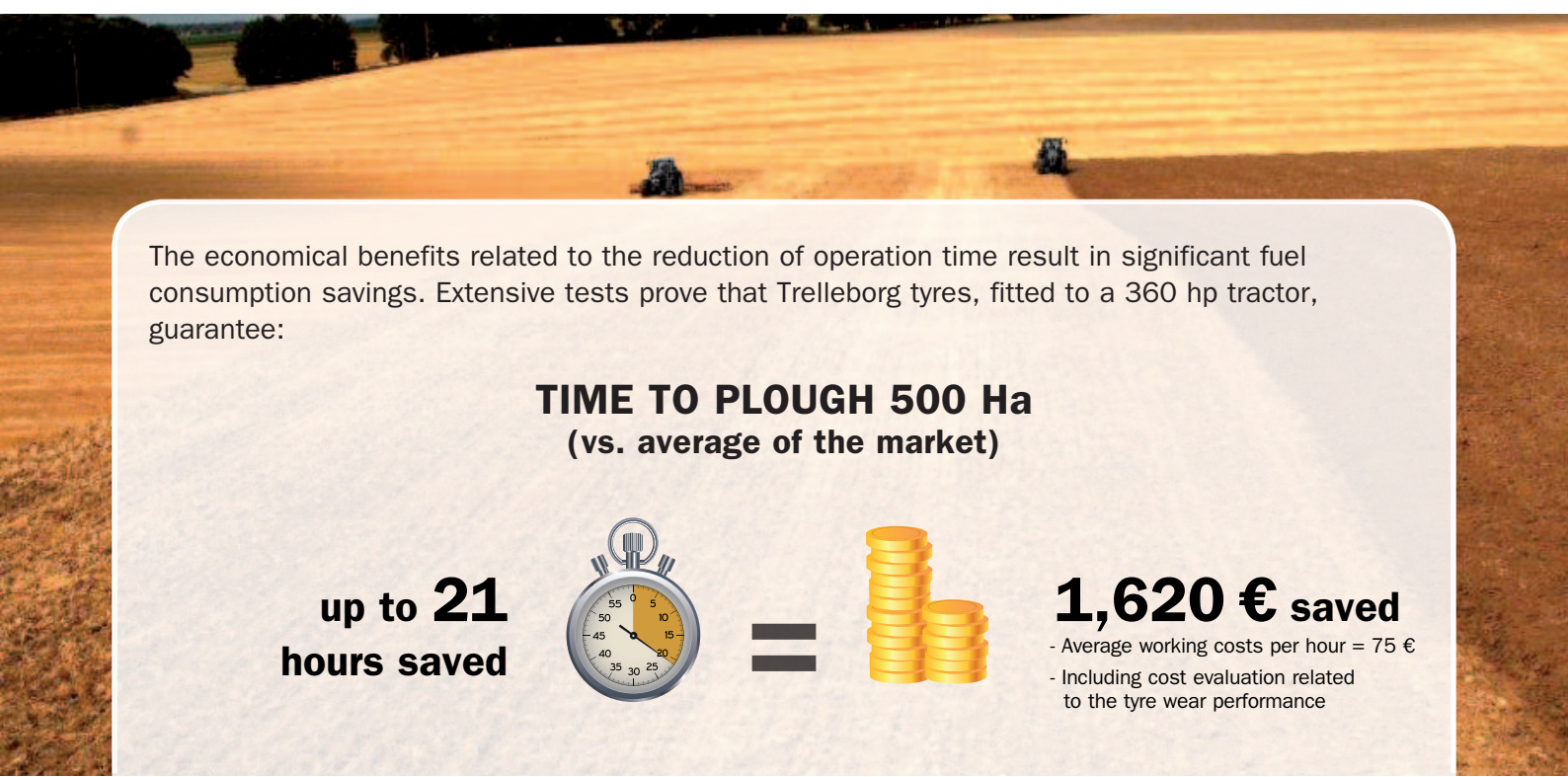
Ploughing tests show that Trelleborg tyres, in equal conditions and sizes, perform better than competitors both in terms of slippage and working time per hectare.

## PLOUGHING Time to plough (min./Ha)



WORST

Lower is better



The economical benefits related to the reduction of operation time result in significant fuel consumption savings. Extensive tests prove that Trelleborg tyres, fitted to a 360 hp tractor, guarantee:

### TIME TO PLOUGH 500 Ha (vs. average of the market)

up to **21**  
hours saved



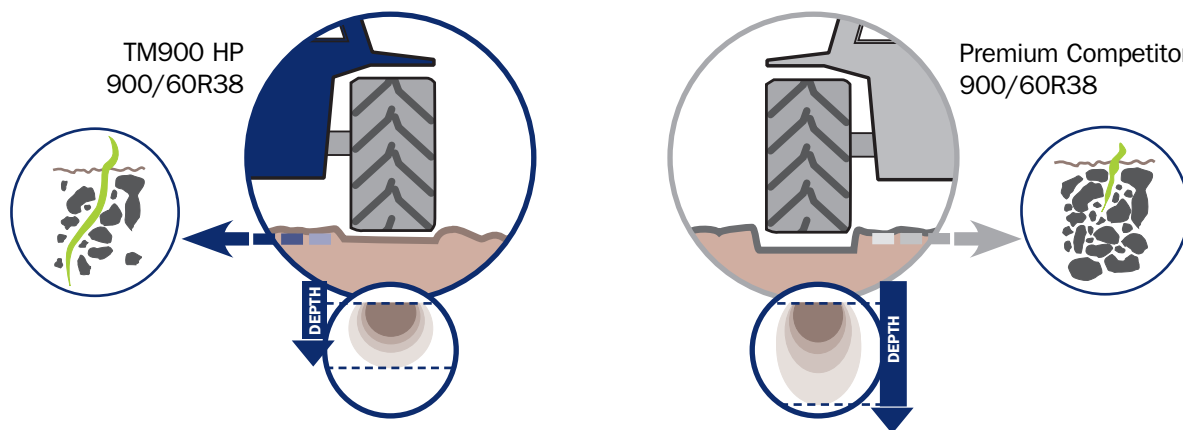
**1,620 € saved**

- Average working costs per hour = 75 €
- Including cost evaluation related to the tyre wear performance

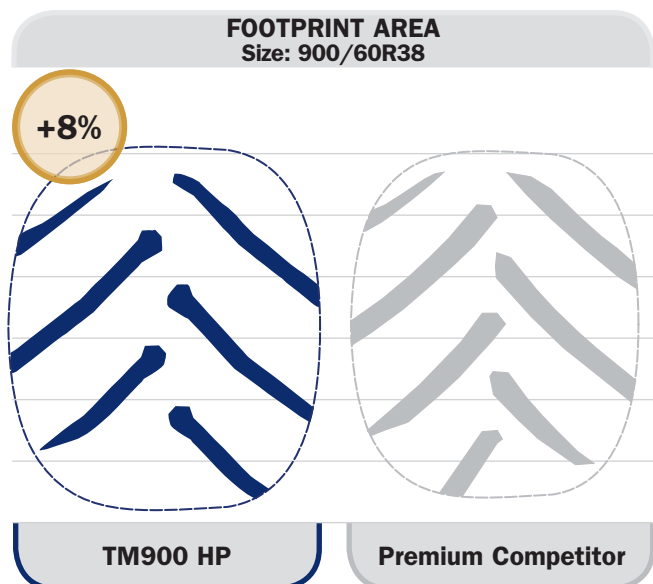
# Sensitive to crop yield

Tests done have shown that TM900 High Power has a shallower footprint than its competitor which preserves the field. Very deep footprints cause excessive soil compaction preventing water from soaking in correctly.

In addition, deep ground compaction causes poor root development and disrupts the biological activity of the earth. TM900 High Power preserves the soil potential.



# A larger footprint



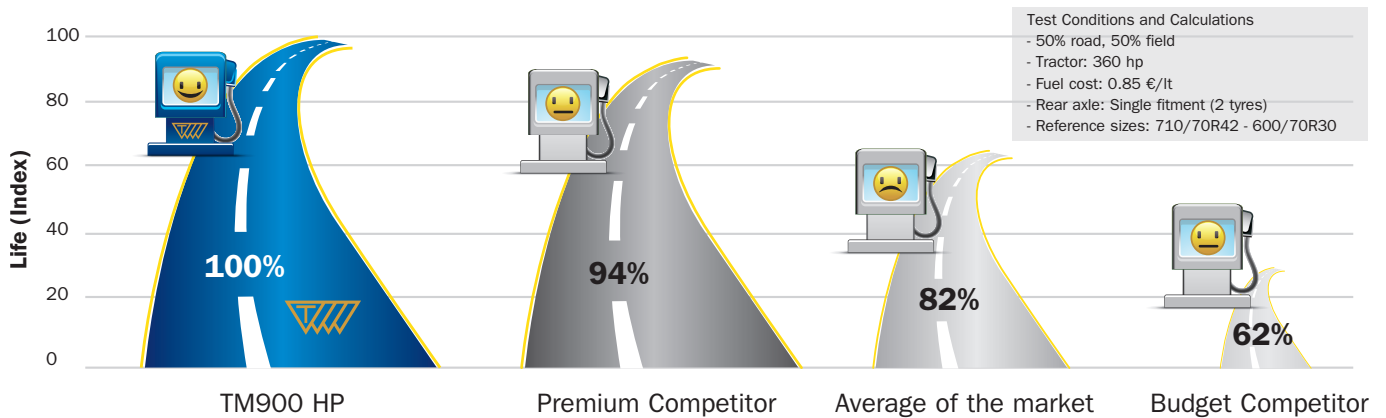
The large contact surface area to the ground provides even pressure distribution across the whole tread pattern, utilizing the high load capacity of TM900 High Power.

Test Conditions  
 - Load rear tyre: 4,650 kg  
 - Inflation pressure: 0.6 bar

# Increased efficiency, premium savings on the road

The advanced technology of TM900 High Power provides you with excellent comfort and handling, longlife and lower fuel consumption levels than competitors.

## ON THE ROAD Fuel consumption and Life time



When reviewing whole tyre life cycle cost, it will be found that Trelleborg TM900 High Power pays for itself quicker than other leading brands.




**Your TM900 High Power uses 9% less fuel and lasts 900 hours more than the market average**



**On the road, save up to 1,770 € after 1,000 hours vs. the average of the market**



# Excellent self-cleaning

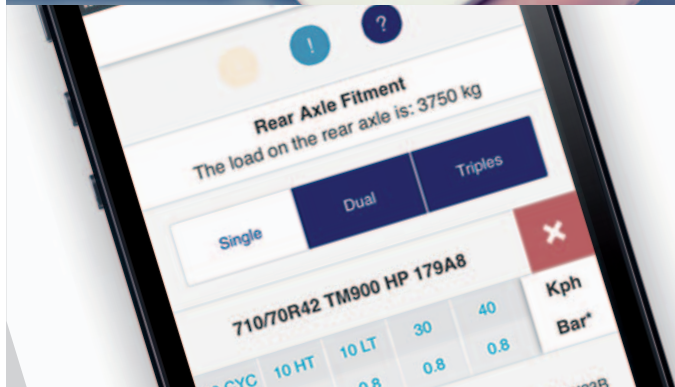
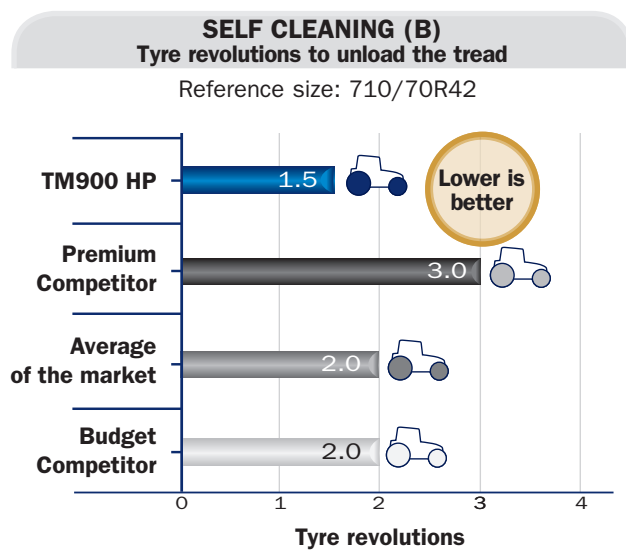
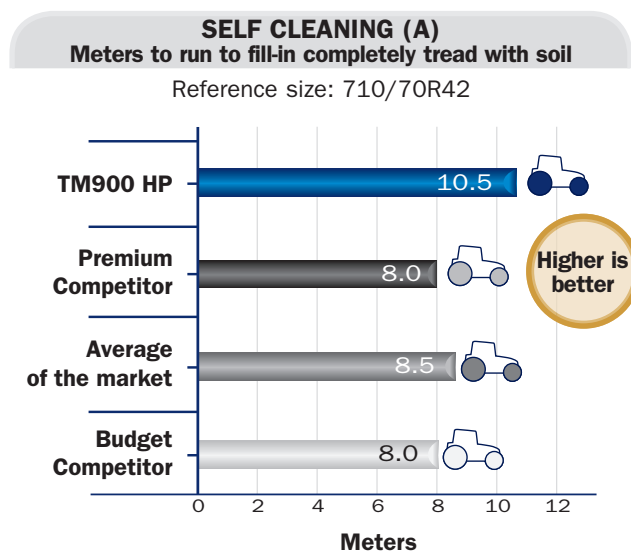


The tread's characteristic design, the hallmark all the tyres in the TM range, gives Trelleborg TM900 High Power excellent self-cleaning performance.



Under the same operating conditions, compared to competitors, Trelleborg has two main advantages:

- higher traction capability under torque conditions (A)
- reduces road contamination (B)



Get the most out of your TM900 High Power and make your own saving simulation.

Download the **Trelleborg Load Calculator** and **Tire Efficiency** from App Store or Google Play.

Download for free on:



[www.trelleborg.com/wheelsystems/apps](http://www.trelleborg.com/wheelsystems/apps)

# TM900 HIGH POWER

SIZE	Tread Pattern	SW mm	OD mm	SLR mm	RC mm	SRI	Rim	Permitted Rims	Type
<b>600/70R28</b> 157D (154E)	<b>TM900 High Power</b>	604	1551	699	4720	725	DW18L	DW20B	TUBELESS
<b>600/70R30</b> 158D (155E)	<b>TM900 High Power</b>	605	1608	722	4820	750	DW18L	DW20B	TUBELESS
<b>710/60R30</b> 162D (159E)	<b>TM900 High Power</b>	710	1590	720	4800	750	DW23B		TUBELESS
<b>600/70R34</b> 160D (157E)	<b>TM900 High Power</b>	600	1685	755	5105	800	DW18L	DW20B - W18L	TUBELESS
<b>650/60R34</b> 159D (156E)	<b>TM900 High Power</b>	645	1650	750	4965	775	DW20B	DW18L	TUBELESS
<b>710/60R34</b> 164D (161E)	<b>TM900 High Power</b>	715	1700	775	5125	825	DW23B		TUBELESS
<b>650/75R38</b> 169D (166E)	<b>TM900 High Power</b>	676	1940	855	5840	925	DW23B		TUBELESS
<b>650/85R38</b> 173D (170E)	<b>TM900 High Power</b>	709	2070	910	6220	975	DW23B		TUBELESS
<b>800/70R38</b> 178D (175E)	<b>TM900 High Power</b>	810	2065	910	6205	975	DW25B	DW27B	TUBELESS
<b>900/60R38</b> 178D (175E)	<b>TM900 High Power</b>	905	2040	915	6180	975	DW28B	DW27B - DW30B	TUBELESS
<b>710/70R42</b> 173D (170E)	<b>TM900 High Power</b>	716	2061	910	6190	975	DW23B	DW25B	TUBELESS
<b>710/70R42*</b> 179A8	<b>TM900 High Power</b>	725	2070	915	6280	975	DW23B	DW25B	TUBELESS
<b>710/75R42</b> 175D (172E)	<b>TM900 High Power</b>	720	2140	945	6415	1025	DW23B		TUBELESS
<b>900/60R42</b> 180D (177E)	<b>TM900 High Power</b>	905	2140	960	6425	1025	DW28B	DW27B - DW30B	TUBELESS

\* = For harvesting applications



Trelleborg Wheel Systems UK Ltd  
 1 Redwing Court, Willow Farm Business Park,  
 Castle Donington, Derbyshire, DE74 2UH  
 Tel: +44 (0) 1530 565656 - Fax: +44 (0) 1530 565630  
[www.trelleborg.com/wheelsystems/uk](http://www.trelleborg.com/wheelsystems/uk)